










ATTENTION: If the fan is an ATEX design, please observe the separate
safety instructions for ATEX fans!

Basic safety instructions for handling fans

Observe the instructions below and the instructions of the fan's adhesive labels

	DANGER! Risk of fatalities! Serious physical injury with potentially fatal consequences
	DANGER! Risk of fatalities due to electrocution! Serious physical injury with potentially fatal consequences. To be performed exclusively by an electrical specialist!
	DANGER! Risk of fatalities from entanglement, drawing-in or trapping! Serious physical injury with potentially fatal consequences. Warning against automatic operation
	DANGER! Risk of burns! Severe personal injury, burns. Personal protective equipment must be worn!
	DANGER! Risk of fatalities or severe damage to health due to inhalation or contact with eyes! Release of hot or dangerous gases. Personal protective equipment must be worn!
	NOTICE! Observe the connection to the system earth and ensure the potential equalization!
	WARNING! Damage to hearing resulting from noise! Ear protectors must be worn!
	NOTICE! Read the operating manual!
	ATTENTION! Harmful to the environment! Dispose of materials in an environmentally-friendly manner!

ATTENTION

Any involvement with the radial fan presupposes certain minimum levels of knowledge. All works on the fan must be performed by **qualified persons**

Personal protective equipment must be always worn as health protection and as prevention against injury when performing work on the fan!

Qualified person means a person who has the necessary expertise to inspect work equipment through professional training, professional experience and recent professional activity. Also they must have sufficient knowledge in the areas of 'accident prevention regulations', 'safety regulations' and 'guidelines and recognized rules of technology'. The qualified person must be able to assess the work regarding hazards and avoid possible dangers to persons and damage to property and the environment.

All work on electrical components may only be carried out by **trained electricians** who also fulfil all the requirements of a qualified person. Bestimmungsgemäße

Intended use






The fan has been built for the conditions and conveying media specified in the order. All other uses are prohibited. Observe the information on the nameplate on the fan.







Minimum gap

For the prevention of spark generation: Check the gap between the rotating parts (impeller, shaft, shaft seal) and the directly adjacent fixed parts **prior to initial commissioning**.

Familiarise yourself with the hazards and residual risks outlined herein for all tasks involving the fan.

Furthermore, observe all instructions conveyed in the respective chapters of this operating manual.

Manner of hazard	Location of hazard	Hazard	Preventative measures
Crushing, shearing, impact, tipping, falling 	During transport of the fan and during assembly and installation	Risk of fatalities, injury to persons, material damage to property and harm to the environment	Never stand beneath suspended loads, always use appropriate lifting equipment, secure the load for transport, only set loads down on suitable ground surfaces, wear personal protective equipment
Rubbing, generation of sparks, risk of explosion 	All rotating parts (e.g. impeller, motor shaft), hot surfaces	Risk of fatalities, injury to persons, material damage to property and harm to the environment	Observe minimum gap, avoid rubbing of rotating parts on fixed parts
Seizing, entanglement, drawing-in, trapping, friction, grazing 	All rotating parts	Risk of fatalities, injury to persons, material damage to property and harm to the environment	Fit protective hoods, never reach into gap, wear close-fitting clothing, tie up and cover long hair, wear personal protective equipment, never stand in front of the inlet opening
Electric shock 	All electrical parts	Risk of fatalities	Never carry out work on live parts, disconnect the power and secure against unintentional reactivation, cordon off the danger zone, replace faulty parts, renew insulation, only to be carried out by electrical specialists
Squirting of fluids, leaking of gases, ejection of parts 	Housing sectional splitting, connection points, inspection openings, shaft seal, condensate drain	Risk of fatalities, injury to persons, material damage to property and harm to the environment	Never switch on the fan unless the inspection opening and condensate drain are closed, seal any points of leakage with the impeller at a standstill, wear personal protective equipment

Manner of hazard	Location of hazard	Hazard	Preventative measures
Cutting 	All sharp edges, parts with corners	Physical injury (injury from cuts)	Wear personal protective equipment
Burns 	Hot surfaces (e.g. housing, pedestal, bearings, lifting lugs, condensate drain)	Physical injury	Never touch hot surfaces, wear personal protective equipment, cordon off the danger zone
Noise 	Fan in general	Physical injury (damage to hearing)	Wear ear protectors
Slipping, tripping, tumbling 	Accessible parts of the fan (e.g. pedestal), area immediately surrounding the fan	Risk of fatalities, injury to persons, material damage to property and harm to the environment	Clean up any escaping lubricants, feed in the supply lines from above, maintain order and cleanliness, rectify tripping hazards (e.g. kinks in cables)
Falling 	All working positions higher than 1 metre above the ground, all openings at height (e.g. inspection openings), ladders	Risk of fatalities, injury to persons, material damage to property and harm to the environment	Mount working platforms, erect secure barriers (not warning tape), wear fall arresters (e.g. safety harness), never carry out work from a ladder, never use damaged ladders, ensure stability of ladders
Combination of hazards 	All danger zones	Risk of fatalities, injury to persons, material damage to property and harm to the environment	All work on the fan may only be carried out by qualified persons in compliance with the regulations for the prevention of accidents and safety regulations

On request, we will be pleased to provide our operating manuals in various languages.

Please contact us!



Konrad Reitz Ventilatoren GmbH & Co. KG

Konrad-Reitz-Straße 1

D – 37671 Höxter

phone: +49 5271 96 40 00

mail: info@reitzgroup.com

<https://www.reitzgroup.com/en/instructions/safety-instructions/>

Zulässige Arbeiten am Ventilator:

Die Tabelle zeigt, welche Bauteile von welchen Personen ausgetauscht werden dürfen.

Austausch von ...	Qualified person	REITZ or repair service
Fan (complete unit)	X	n.r.
Drive motor (complete unit)	X	n.r.
Single motor items		
Coupling (incl. test report)	X	n.r.
V-belts (incl. test report)	X	n.r.
Impeller (incl. test report)	X	n.r.
Shaft seal (incl. test report)	X	n.r.
Bearing unit (complete fan bearing) Alignment of single bearings and drive unit	X	n.r.
Anti-friction bearings (fan bearing, <u>not</u> motor bearing)	X	n.r.
Heat flinger (where featured)	X	n.r.
Housing cover/inlet cone (incl. Test report)	X	n.r.
Shaft earthing (where featured)	X	n.r.
Anti-vibration mounts (where featured)	X	n.r.
Electric devices for monitoring of bearing vibrations and temperature, fan speed	X	n.r.
Cooling air fan (where featured)	X	n.r.
Modification of ...		
Bearings (other size / other type)		X
Coupling (other size / other type)		X
V-belt drive (other size / other type)		X
Austausch Motor (andere Größe / anderer Typ)		X
Repainting/legend		X

Erklärung / Legende:

X = permitted /  = not permitted / n.r. = not required (but permitted)